

Industrial investment menu of Ukraine

Planning the development of the processing and related industries for 2023-2032.

Investments in >614 projects in the amount of ~\$425 billion will save and create 931,000 jobs (~33% of capital investment to GDP over 5 years)

Nº	Industry direction	Quantity of projects	Investments amount \$ billion	Number of workplaces, k of people
1.	Defense industrial complex	14	43	60
2.	Metallurgy and metalworking	27	26,3	101
3.	Agriculture	340	33,9	189
4.	Energy	29	177,4	457
5.	Machinery	20	15,8	21
6.	Mining industry	8	1	4
7.	Logistics	>33	~122,5	13
8.	Furniture and woodworking	143	4,6	86
Total by direction		614	425	931

including multiplier

1 954

2

Defense and security: 14 projects worth \$43 billion will create and maintain 60 thousand jobs in all regions



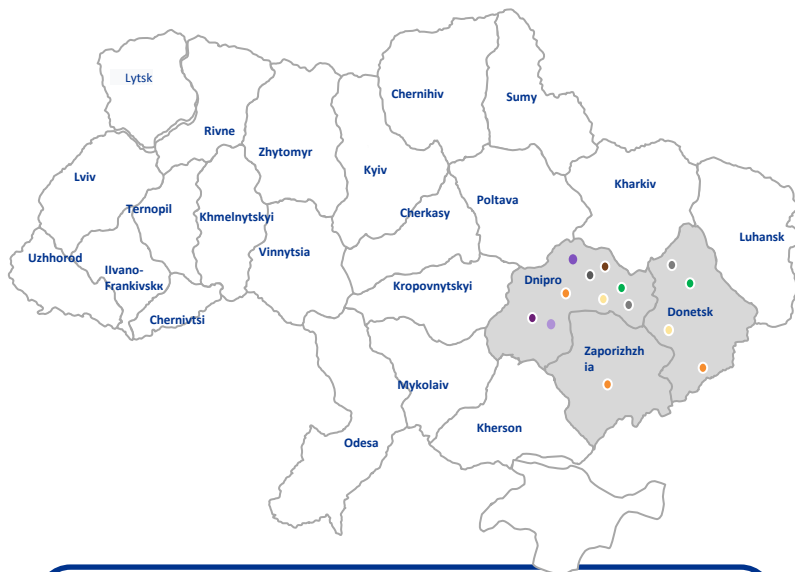
Grouping/ blocks	Nº n/n	Project	Projects quantity	Investments, \$ billion	Jobs, people
Projects aimed at expanding own production	1	Construction of new facilities/plants (modernization of production facilities, relocation and/or creation of duplicate enterprises)	11	1,3	4 900
	2	Construction of airplanes of the AN family	1	1,5	12 000
	3	Modernization and development of equipment, creation of weapons and military equipment reserves, production of new samples according to NATO standards at domestic enterprises	1	40	55 000*
Total per block:			13	42,8	59 900
Military culture development projects	4	Development of military culture (South Korean or Swiss model of involving the population in defense, work with veterans, preparation for external threats)	1	N/A	N/A
Total per block:			1	N/A	N/A
Total per direction			14	43	59 900

All of Ukraine

Note: locations are not listed for security reasons

* Including staff of DP "Antonov"

METALLURGY AND METAL PROCESSING: 27 projects worth \$26 billion. will create 101,000 jobs in 3 regions



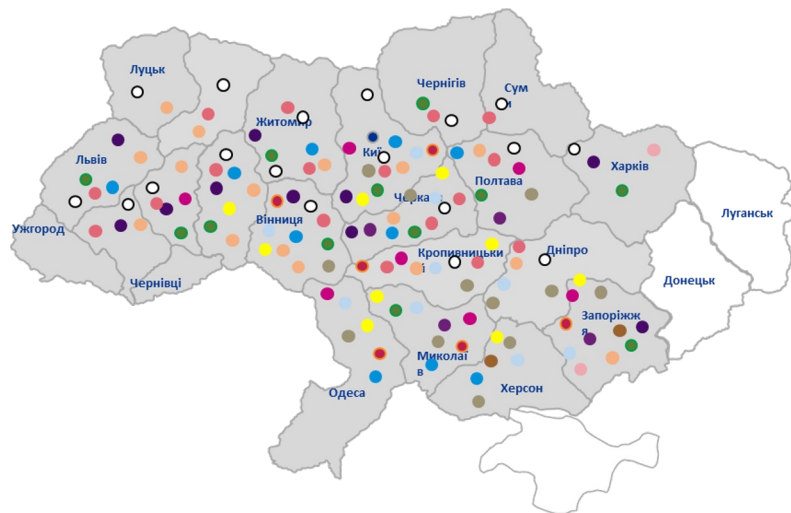
1; 2; 3; 4; 5; 6; 7; 8; 9; 10; 11; 12

Note: the map schematically shows objects that require investment infusions.

*preliminary assessments. Their scope can be specified after the deoccupation of Mariupol

Grouping/ blocks	Nº	Project	Number of projects	Investments, \$ billion	Jobs, people
Projects aimed at meeting domestic demand and competitive capable of exporting finished products	1	Restoration of production capacities Mariupols' steel mills (Azovstal and MMK named after Ilyich)*	2	5	25 000
	2	Modernization of steelmaking and rolling production at Zaporizhstal (replacement of Marteniv furnaces with electric steel, thin steel rolling), at ArcelorMittal KR	2	4,5	40 000
	3	Coated flat-rolled steel (capacity building)	1	1,0	1 750
	4	Modernization of rolled production: flat product (including thick sheet)	1	1,0	5 000
	5	Modernization of rolled production: long product (including rails, beams)	1	0,5	5 000
	6	Pipe production (development of new production facilities)	2	1,0	800
	7	Production of metallurgical products: wire, cables, ropes, nets, fasteners, etc. (capacity development)	2	1,2	600
	8	Production of metallurgical products: wire, cables, ropes, nets, fasteners, etc. (capacity development)	12	1,2	600
Total per block:			23	15,4	78750
Розвиток зеленої металургії з інтеграцією в ланцюжки поставок ЄС	9	Construction/modernization of ore enrichment facilities (flotation) and construction of pellet production facilities for direct recovery of iron	1	0,7	н/д
	10	Completion of KGOKOR for the production of DRI from oxidized ore	1	1	3 500
	11	Construction of a plant for the production of DRI based on one of the existing iron ore GZK (in the future with the transition to hydrogen)	1	3,2	1 000
	12	Construction of new electric steelmaking facilities	1	6	18 000
Total per block:			4	10,9	22 500
Total per stream :			27	26	101 250

AGRICULTURAL AND INDUSTRIAL COMPLEX: 340 projects worth \$34 billion. will create 189,000 jobs

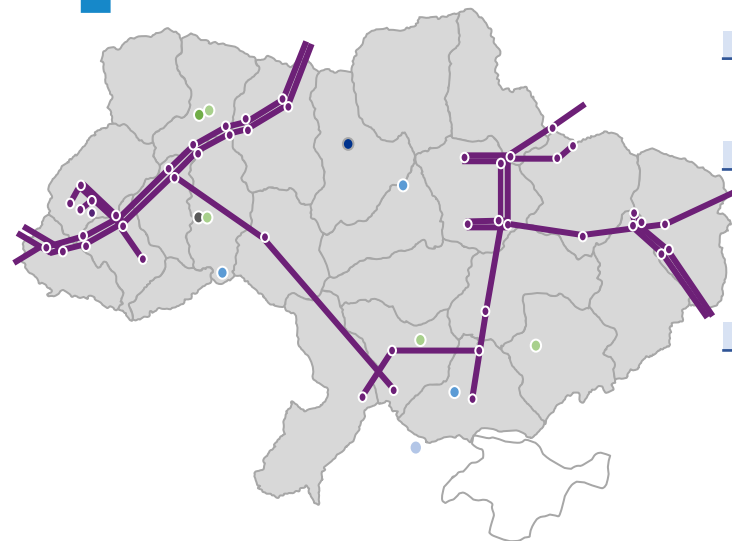


1; 2; 3; 4; 5; 6; 7; 8; 9; 10; 11; 12

Note: the map schematically shows objects that require investment infusions.

Grouping/ blocks	№	Project	Number of projects	Investments, \$ billion	Jobs, people
Infrastructure projects to increase productivity	1	Development of reclamation systems	2	4,1	4 500
	2	Vegetable storage	20	0,5	3 000
	3	Refrigerators	10	1,0	1 500
	Total per block:		32	5,6	9 000
Livestock breeding projects	4	Production of pork and beef	10	3,1	13 000
	5	Poultry farming (meat and egg production)	75	1,0	3 250
	6	Meat and dairy processing	6	1,4	11 250
	Total per block:		91	5,5	27 500
Projects of processing and increasing the added value/ crop production	7	Cultivation and processing of horticulture, berry, nut products (2.9 million tons)	3	7	115 000
	8	Processing of wheat into flour (5.2 million tons)	50	3,3	15 000
	9	Production of semi-finished products and ready-made food products from flour	50	5	6 000
	10	Processing of corn into starch, lecithin (5.6 million tons)	50	5,7	10 000
	11	Processing of soybeans into oil, meal (1.8 million tons)	20	0,5	1 600
	12	Rapeseed processing into oil, meal (1.4 million tons)	20	0,5	1 600
	13	Seed	4	0,3	600
	14	Production of ready feed for animals	20	0,5	2 400
	Total per block:		217	22,8	152 200
	Total per stream:		340	34	188 700

ENERGY: 29 projects worth \$177 billion.



1; 2; 3*; 4*; 5*; 6*; 7; 8*; 9*; 10*; 11*; 12*; 13; 14*; 15; 16*; 17*; 18*, 19, 20*

*all of Ukraine/ the location is not specified
Note: the map shows objects that require investments

Grouping/ blocks	Nº	Project	Number of projects	Investments, \$ billion	Jobs, people
Atomyc energy	1	Modernization of power units, an extension of service life, improvement of safety indicators	1	1,8	н/д
	2	Design and construction of two new power units	1	12	4 500
	3	Creation of an incomplete nuclear fuel production cycle (uranium mining, plant, storage)	3	1,3	670
Total per block:			5	15,1	5 170
Highly maneuverable power	4	Construction of peak and semi-peak generation capacities, 2 GW	1	2	400
	5	Construction of energy storage systems, 0.75 GW	1	0,6	н/д
Total per block:			2	2,6	400
Green energy	6	Construction of solar and wind power plants	2	6,1	2 000
	7	Construction of HPP and HPP, 3.5 GW	1	3,5	400
	8	Production and transportation of hydrogen (including development of RES), 2 million tons	1	49,5	72 800
	9	Production of biomethane (2 billion cubic meters/year), bioethanol, and biodiesel	3	4,2	61 000
Total per block:			7	63,3	136 200
Gas and oil	10	Development of gas from traditional deposits, up to 10 billion cubic meters / year	1	6,3	н/д
	11	Development of gas from dense rocks, up to 4.2 billion cubic meters / year	1	11,3	н/д
	12	Development of the Black Sea shelf, up to 18 billion cubic meters/year	1	10,8	н/д
	13	Creation of strategic gas reserves of the EU based on Ukrainian gas pipelines, gas pipelines, and LNG terminals of the EU	1	5	н/д
	14	Design of an oil refining cluster and underground storage facilities	3	3,7	800
Total per block:			7	37,1	800
Мережі	15	Modernization and optimization of GRS and HTM	1	2,5	н/д
	16	Restoration of interstate commercial trade with the EU with capacity expansion	1	0,6	н/д
Total per block:			2	3,1	н/д
Трансформаційні проекти	17	Transformation of coal projects within the framework of the NPSV implementation	1	2,0	н/д
	18	Decommissioning of two power units	1	3,0	н/д
Total per block:			2	5,0	н/д
Енерго-ефективність	19	Energy efficiency of buildings	3	38,0	315 000
	20	Modernization of the centralized heat supply system	1	13,2	н/д
Total per block:			4	51,2	315 000
Total per stream:			29	177	457 570

MACHINERY: 20 projects worth \$16 billion

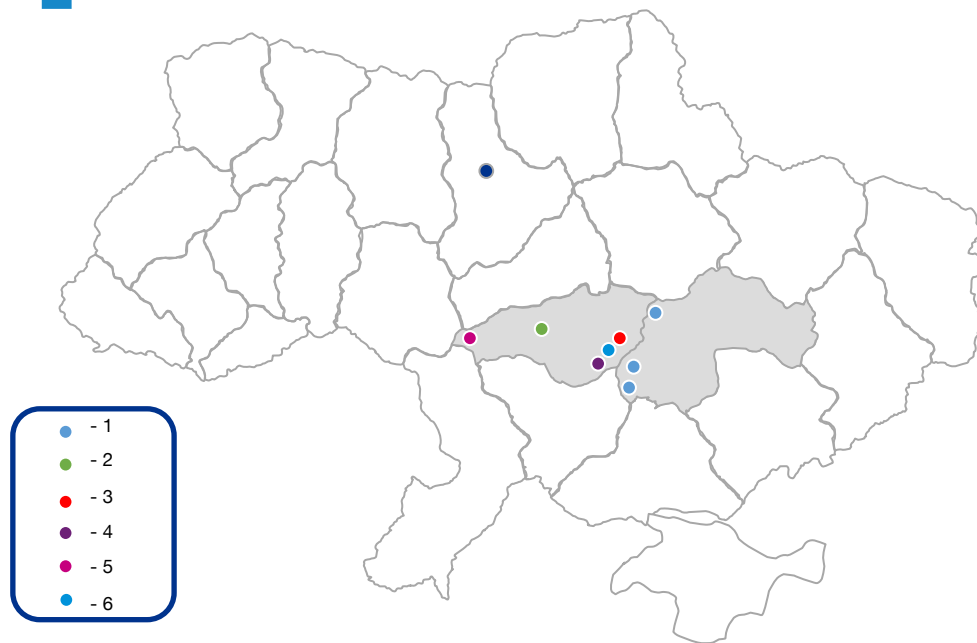


1; 2; 3*; 4; 5; 6*; 7*

*all of Ukraine/ the location is not specified
Note: the map shows objects that require investments

Grouping / blocks	№	Project	Projects quantity	Investments \$ billion	Jobs, people
Projects aimed at satisfying internal demand	1	Renewal of rolling stock of Ukrzaliznytsia	6	6,36	17 000*
	2	Renewal of urban transport rolling stock and arrangement of subway lines	5	1,63	308
	3	Energy engineering (wind turbines, cables)	1	1,5	n/a
	4	Development of own production of agricultural machinery/localization	4	1,5	n/a
	5	Shipbuilding	2	2,3	3 500
Total per block:			18	13,3	20 808
Integration into EU value added chains	6	Development of a gigafactory	1	2,4	n/a
	7	Increase in production volumes of auto components	1	0,4	n/a
Total per block:			2	2,8	n/a
Total per direction:			20	16	20 808

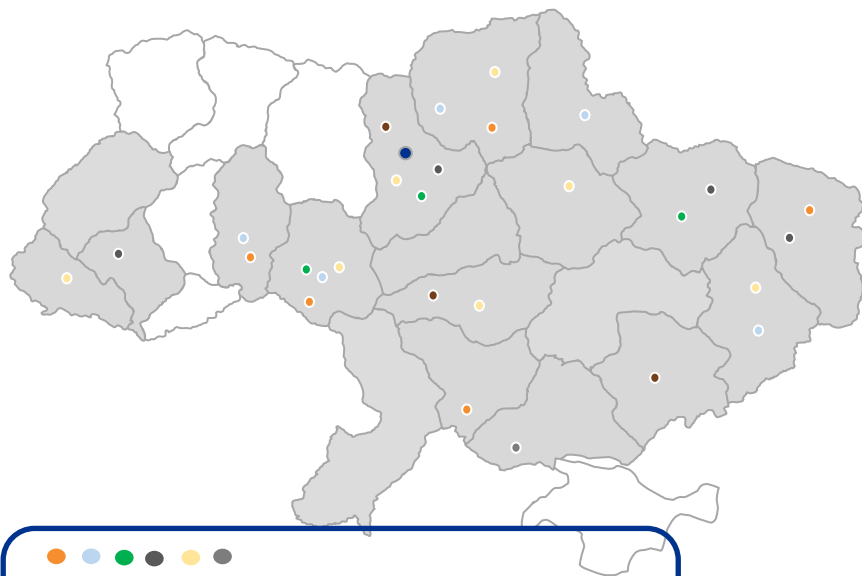
MINING INDUSTRY: 8 projects worth \$1 billion. in 2 regions



Note: the map schematically shows objects that require investment infusions.

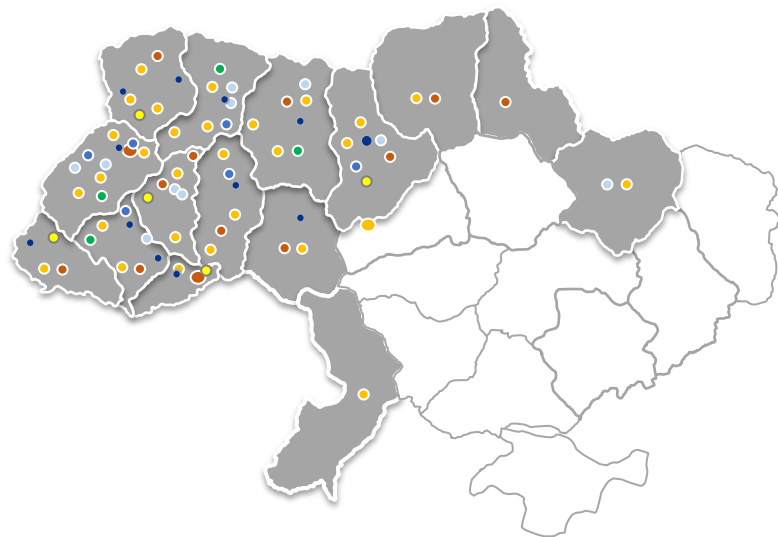
Grouping / blocks	Nº	Project	Projects quantity	Investment \$ billion	Jobs, people
Projects aimed at increasing the raw material base	1	Iron ore raw materials	3	0,8	3 500
		Development of production and processing of uranium ores	1	0,08	250
	2	Development of gold ore mining	1	0,037	70
Total per block:			5	0,917	3 820
Projects aimed at satisfying internal demand	4	Development of kaolin production and processing	1	0,008	150
		Development of chrome ore mining	1	0,025	10
	5	Development of brick raw material deposits	1	0,046	200
Total per block:			3	0,079	360
Total per direction:			8	1,0	4 180

DEVELOPMENT OF LOGISTICS, including restoration of lost infrastructure, modernization and construction of a new one to increase its capacity: 33 projects worth \$123 billion.



Grouping / blocks	Nº	Project	Projects quantity	Investments , \$ billion	Jobs, people
Projects that will contribute to the expansion of export potential/capacity	1	Railway transport tracks (535 km), sorting stations, points for changing wagons	13	1,6	2 600
	2	Ports on Danube	3	0,5	1 000
	3	Logistics and warehouse complexes (including agriculture)	9	6,4	n/a
Total per block:			25	8,5	3 600
Projects of reconstruction and modernization of critical and road infrastructure	4	Highways (52 thousand km) and bridges (4.7 thousand km)	n/a	109,6	n/a
	5	Airports	5-7	1,2	8 500
	6	Railway tracks (293 km) and auxiliary facilities	2	0,2	n/a
	7	Sea ports infrastructure	n/a	0,328	800
Total per block:			>7	111,3	9 300
Projects to expand cooperation with Europe	8	High-speed railway (HSR) connecting Kyiv-Warsaw	1	1,2	n/a
Total per block:			1	1,2	n/a
Other projects	9	Other	n/a	1,5	n/a
Total per direction:			>33	~123	12 900

FURNITURE AND WOODWORKING INDUSTRIES: 143 projects worth about 5 billion dollars. will create almost 86,000 jobs in 15 regions



1; 2; 3; 4; 5; 6; 7 All of Ukraine

Note: the map schematically shows objects that require investment infusions.

Grouping / blocks	Nº	Project	Projects quantity	Investments, \$ billion	Jobs, people
Projects aimed at expanding own production	1	Construction, modernization, expansion of furniture factories	80	1,2	70 000
	2	Construction and modernization of factories for the production of building structures, sandwich panels, modular and frame buildings, etc.	5	0,1	2 000
	Total per block:		85	1,3	72 000
Projects aimed at expanding the primary processing of raw materials (wood)	3	Modernization, expansion of woodworking plants for the production of board materials, - (chipboard, plywood, fiberboard, laminate, etc.).	7	1	2 000
	4	Construction and modernization of pulp and paper plants, enterprises for the production of packaging materials.	4	0,7	5 000
	5	Construction of factories and workshops for the production of furniture fittings, mechanisms and structures, foam rubber, foam plastic, glues, glass and mirrors	6	1	800
	6	Modernization of existing woodworking productions (beams, boards, pallets, building materials, etc.).	40	0,1	3 000
	Total per block:		57	2,8	10 800
Wood industry development projects	7	Modernization of the logging system and wood logistics in the wood industry (harvesters, forwarders, logistics machines, warehouses, etc.).	1	0,5	3 000
Total per block:			1	0,5	3 000
Total per direction:			143	5	85 800